

25 March 2010

## Submitting images to Antweb:

### Files for Antweb

Four image files for each specimen are typically uploaded to correspond with that specimen's data. These files are comprised of four standard images: dorsal, head, profile, and a label image. Images in addition to the standard views can also be uploaded, e.g. wings of a queen or male genitalia. In addition, any type of image of a specimen, such as SEM, can be loaded on AntWeb as long as specimen data is available.

Images cannot be viewed on Antweb unless the image files are correctly named and correspond with specimen data.

### Image File Names:

Each image file name consists of the specimen code followed by an underscore, then a letter code that refers to the position of the specimen.

#### **specimen codes:**

Each specimen imaged is given a specimen code. CAS specimens are given a unique, seven-digit, "CASENT" number such as CASENT0172421, CASENT0005664, and CASENT0435930

#### **letter codes:**

D = dorsal image of specimen

H = full-face image of head of specimen

P = profile, or lateral image of specimen

L = label image

Therefore, a profile image of an ant with a specimen code of CASENT0006129 would be named CASENT0006129\_P.

A label image for the same specimen would be named CASENT0006129\_L.

### Naming Extra Images:

If additional images are necessary, e.g. wings of a queen or male genitalia, name the original image using the suffix \_D\_1, \_H\_1, or \_P\_1 and the additional images as \_D\_2, \_H\_2, or \_P\_2. etc.

Therefore, a profile image of an alate queen or male ant with a specimen code of CASENT0006129 would be named CASENT0006129\_P\_1, while a second profile image would be named CASENT0006129\_P\_2.

**Note:** Any image containing a “\_1” suffix is the first image seen in thumbnails and field guides on Antweb.

For male ants and alate queens, take one close-up image of the wings.

Male ants should also get an additional image of the genitalia taken at a 45-degree angle. This image would have a suffix “\_P\_3” (assuming you have taken a close up of the wing for “\_P\_2”).

If a specimen is broken and mounted on more than one point, multiple profile shots are needed. If the head is on a separate point, the standard frontal image \_H\_1 should be taken plus an additional image from the lateral view labeled \_H\_2.

Additional images (for keys, plates, publications or information) are always welcome, and should be called \_3, \_4, \_5 etc.

Here are some examples of image names for AntWeb:

For specimen CASENT0119330:

CASENT0119330\_D  
CASENT0119330\_H  
CASENT0119330\_L  
CASENT0119330\_P\_1  
CASENT0119330\_P\_2  
CASENT0119330\_P\_3

For specimen CASENT0119792:

CASENT0119792\_D\_1  
CASENT0119792\_D\_2  
CASENT0119792\_H\_1  
CASENT0119792\_H\_2  
CASENT0119792\_L  
CASENT0119792\_P

Add an appropriate label to the pinned specimen to ensure that the imaged specimen can be easily found within a larger collection. At CAS, we add a green ANTWEB label to the pin of the imaged ant.

### **Metadata:**

When uploading images to AntWeb, please include the following documents:

1. A Word file containing the name of the author of each image and any copyright information

2. An Excel spreadsheet with the specimen (label) data

## Uploading:

There two options for uploading images. The first is to transfer images and associated data to an ftp server for uploading by CAS AntWeb team. The second option is to upload images yourself after emailing the specimen data.

### FTP transfer:

Files should be uploaded to the Antweb ftp server. Contact Michele Esposito for instructions. .

In a single folder, include both original and Photoshop-edited files in two separate folders, along with the metadata Word file and Excel file of specimen data.

### Direct image upload:

1. Login to the AntWeb Admin. Tool page.

## AntWeb Admin Tool

### Please Login to AntWeb

Username:	<input type="text"/>
Password:	<input type="password"/>
	<input type="submit" value="Submit"/>

2. Scroll down and click the Upload Images link.

---

### Pick Your Favorite Images

Contains  in

HINT: (putting a \* here will find all taxa in this project).

---

### Create a New Ancillary Page

Create an ancillary page for:

---

### Edit Home Pages

Edit Home Page for:

View Files in:


---

### Update Field Guides

Update Field Guides for:

NOTE: Field guides will update automatically when the project's authority file is uploaded.

---

[Upload Images](#) 

[Edit AntWeb Staff Page](#)  
[Change Group Information](#)

---

### Change to a Different User

Change to:

3. On the Upload Files page, click the link to select files to upload.

## AntWeb Admin Tool

Logged in as California Academy of Sciences | [Log out](#)

### Upload Files

[Click here to select files to upload](#)

4. Browse to and select all images to be uploaded, then click Open.
5. Scroll down and choose or add the photographer name and click Upload Files.

## AntWeb Admin Tool

Logged in as California Academy of Sciences | [Log out](#)

CASEN10067555_L.tif	1326220	██████████
CASEN0136178_P_3.tif	3327808	██████████
CASEN0067130_D.tif	4184036	██████████
CASEN0136176_L.tif	1215312	██████████
CASEN0067343_P.tif	4002864	██████████
CASEN0121618_L.tif	1280812	██████████
CASEN0136178_L.tif	1249788	██████████
CASEN0121500_L.tif	1171032	██████████
CASEN0136177_P_1.tif	4184320	██████████
CASEN0122867_H.tif	4183476	██████████
CASEN0121617_P.tif	4005804	██████████
CASEN0136177_L.tif	1310896	██████████
CASEN0121617_H.tif	3541812	██████████
CASEN0136177_H.tif	3353336	██████████
CASEN0136176_H.tif	3542136	██████████
CASEN0067343_L.tif	1364024	██████████
CASEN0136178_H.tif	3116000	██████████
CASEN0067555_P.tif	4092000	██████████
CASEN0122867_D.tif	4183572	██████████

### Attribution

[Edit Photographer Name](#)

[Add New Photographer](#)

Note: All images will be uploaded under our [Attribution-ShareAlike 3.0 \(cc-by-sa-3.0\) Creative Commons License](#).

The grey processing bars will eventually turn red. **Wait** until the Images Successfully Uploaded page is displayed.

## AntWeb Admin Tool

Logged in as California Academy of Sciences | [Log out](#)

### Images Successfully Uploaded

#### Saved Images

The following images have been successfully uploaded:


- casent0121618\_d
- casent0136176\_d
- casent0121618\_h
- casent0121500\_d
- casent0122867\_l
- casent0121500\_p
- casent0136178\_p\_2
- casent0122867\_p
- casent0067130\_l
- casent0136177\_d
- casent0121618\_p
- casent0136178\_d
- casent0121500\_h
- casent0136176\_p
- casent0136178\_p\_1
- casent0136177\_p\_2
- casent0136178\_p\_3
- casent0136176\_l
- casent0121618\_l
- casent0136178\_l
- casent0121500\_l
- casent0136177\_p\_1
- casent0122867\_h
- casent0136177\_l
- casent0136177\_h
- casent0136176\_h
- casent0136178\_h
- casent0122867\_d

6. Scroll down to and select Upload More Images to continue uploading or return to the AntWeb Admin Homepage.

casent0067343\_p  
casent0067555\_p

[Upload More Images](#) | [Return to Admin Homepage](#)

7. Check images for issues or problems via the AntWeb homepage by clicking the “More” link under Recent Images.



(Hymenoptera: ...  
These tools have ...  
study of ants, ...  
and monitoring ...  
taxonomists with ...  
specimens.  
AntWeb contains ...  
faunas through ...  
all known ant ...

**Recent Images**

- INBIOCRI001283697: *Pyramica longinoi*
- CASENT0067343: *Camponotus mg075*
- CASENT0067130: *Camponotus mg075*
- CASENT0067554: *Camponotus mg078*
- CASENT0136178: *Camponotus roeseli*
- CASENT0136177: *Camponotus roeseli*
- CASENT0121618: *Camponotus mg079*
- CASENT0067573: *Camponotus mg076*
- CASENT0121617: *Camponotus mg079*
- CASENT0122867: *Camponotus mg038*

[More »](#)


**AntWeb Statistics**

- 204436 specimens
- 14095 extant valid taxa
- 10336 specimens imaged
- 4532 species imaged

**Con**

Many ...  
woul ...  
homi ...  
curat ...  
and ...  
proje ...

If yo ...  
[antw](#)

 Users of Google Earth can now plot all the ants

We at AntWeb have be